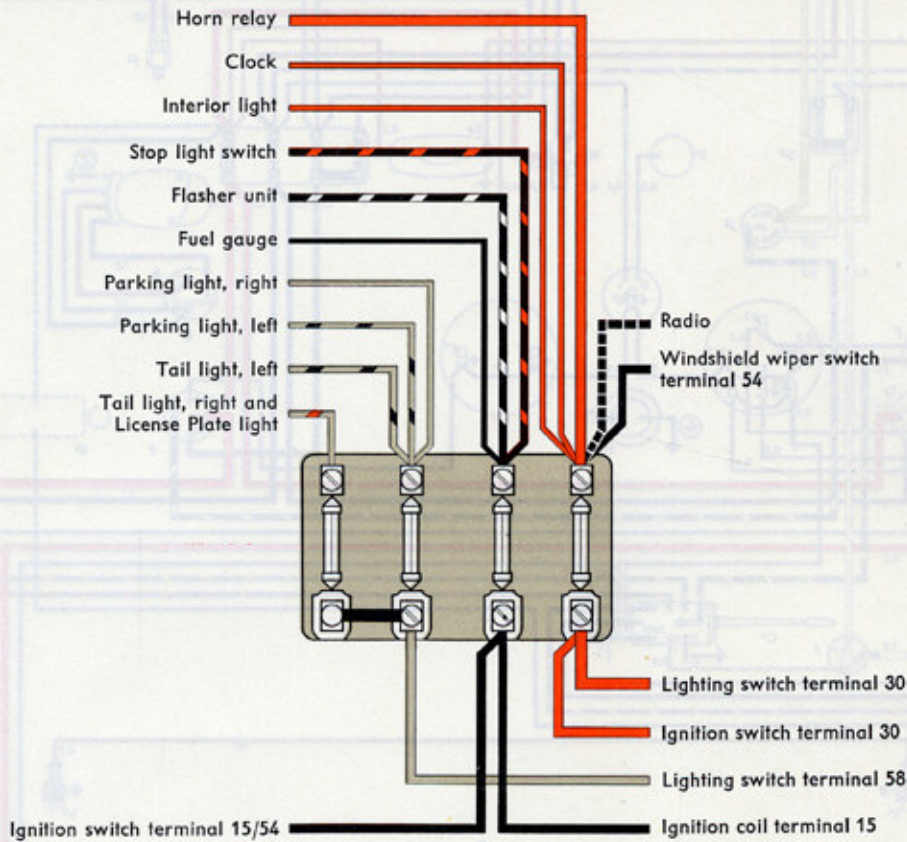


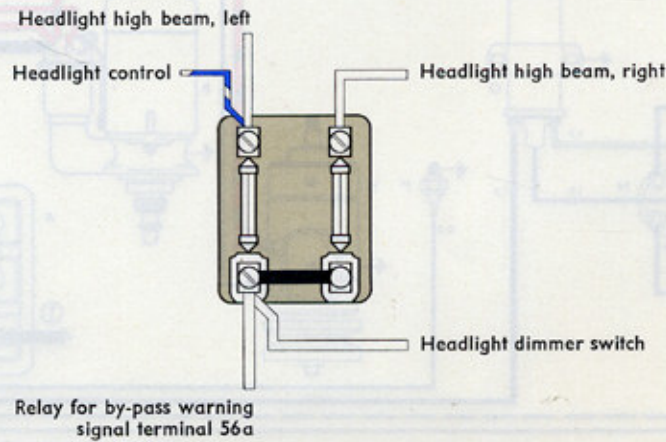


Wiring Diagram and Fuses

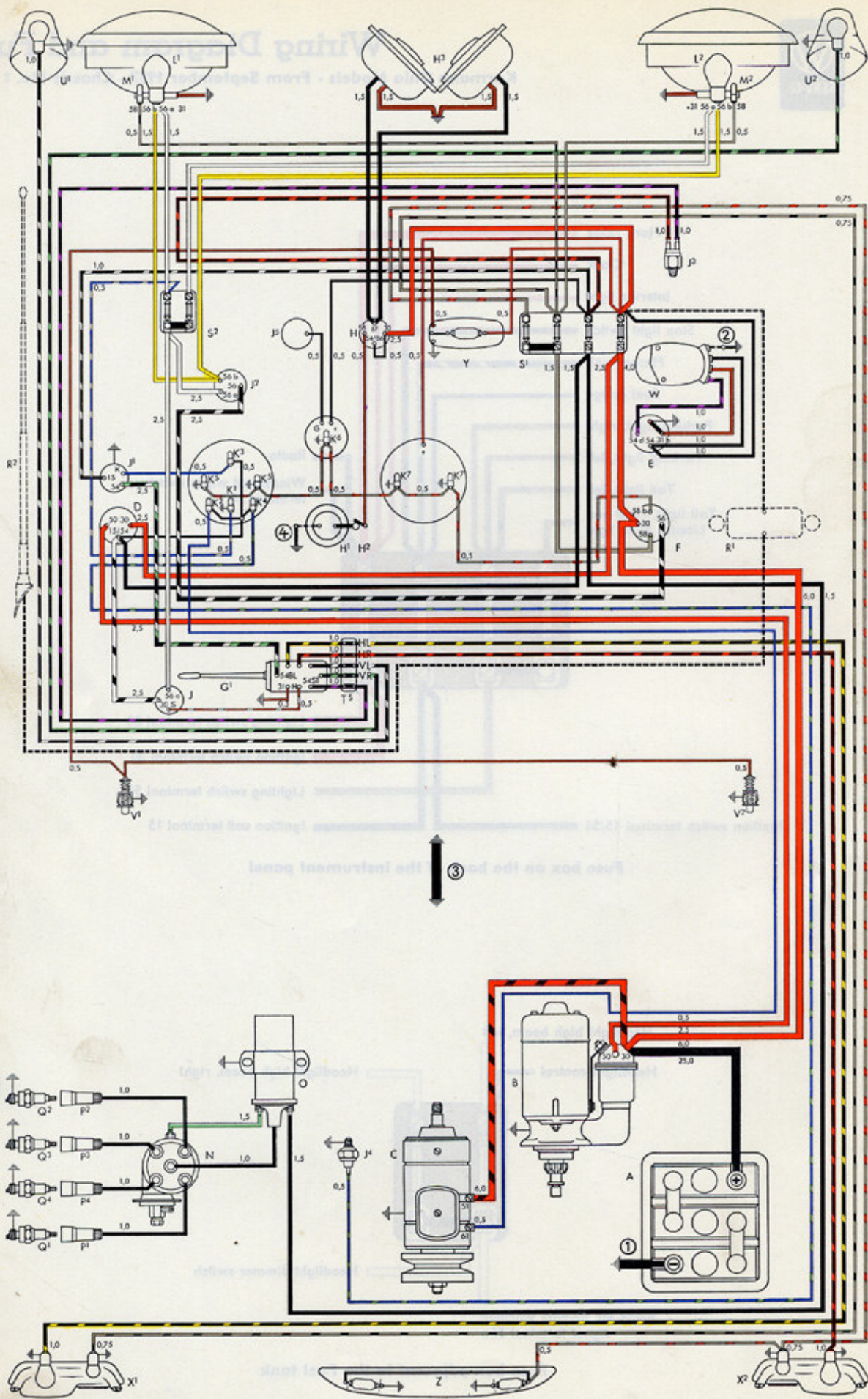
Karmann Ghia Models · From September 1957 · Chassis No. 1 649 253



Fuse box on the back of the instrument panel



Fuse box adjacent to the Fuel tank



Key to Wiring Diagram · Karmann-Ghia

(Coupé and Convertible) From September 1957 · Chassis No. 1 649 253

- | | |
|---|--|
| <p>A - Battery</p> <p>B - Starting Motor</p> <p>C - Generator</p> <p>D - Ignition/Starting Switch</p> <p>E - Windshield Wiper Switch</p> <p>F - Lighting Switch</p> <p>G¹ - Direction Indicator Switch with By-pass
Warning Signal</p> <p>H - Double Horn Relay</p> <p>H¹ - Horn Sliding Contact Ring</p> <p>H² - Horn Contact Brush</p> <p>H³ - Double Horn</p> <p>J - Relay for By-pass Warning Signal</p> <p>J¹ - Flasher Unit</p> <p>J² - Headlight Dimmer Switch</p> <p>J³ - Stop Light Switch</p> <p>J⁴ - Oil Pressure Switch</p> <p>J⁵ - Fuel Gauge</p> <p>K¹ - High Beam Indicator Light</p> <p>K² - Generator Control Light</p> <p>K³ - Flasher Control Light</p> <p>K⁴ - Oil Pressure Warning Light</p> <p>K⁵ - Speedometer Light</p> <p>K⁶ - Fuel Gauge Light</p> <p>K⁷ - Clock Light</p> <p>L¹ - Two-Filament Bulb for Headlight, Left</p> <p>L² - Two-Filament Bulb for Headlight, Right</p> <p>M¹ - Parking Light, Left</p> <p>M² - Parking Light, Right</p> <p>N - Ignition Distributor</p> <p>O - Ignition Coil</p> | <p>P¹ - Spark Plug Connector for Cylinder 1</p> <p>P² - Spark Plug Connector for Cylinder 2</p> <p>P³ - Spark Plug Connector for Cylinder 3</p> <p>P⁴ - Spark Plug Connector for Cylinder 4</p> <p>Q¹ - Spark Plug for Cylinder 1</p> <p>Q² - Spark Plug for Cylinder 2</p> <p>Q³ - Spark Plug for Cylinder 3</p> <p>Q⁴ - Spark Plug for Cylinder 4</p> <p>R¹ - Radio</p> <p>R² - Antenna</p> <p>S¹ - Fuse Box (four fuses)</p> <p>S² - Fuse Box (two fuses)</p> <p>T⁵ - Connector, quintuple</p> <p>U¹ - Flashing Type Direction Indicator, left front</p> <p>U² - Flashing Type Direction Indicator, right front</p> <p>V¹ - Door contact switch, left</p> <p>V² - Door Contact Switch, Right</p> <p>W - Windshield Wiper Motor (3 leads)</p> <p>X¹ - Stop/Tail/Flashing Type Direction Indicator, Left</p> <p>X² - Stop/Tail/Flashing Type Direction Indicator,
Right</p> <p>Y - Interior Light</p> <p>Z - License Plate Light</p> |
|---|--|
-
- | |
|---|
| <p>① - Battery Ground Strap</p> <p>② - Ground Strap between Windshield Wiper Motor
and Body</p> <p>③ - Ground Strap Between Transmission and Frame</p> <p>④ - Steering Column Flange Ground Strap</p> |
|---|

Grey = Service Installation